

Ladybug

Adding to 10



This free product is for single classroom/home use only, by one teacher/family. If you intend to use this product for more than one classroom/home, please return to Life Over C's and download an additional copy for each classroom/home.

I depend on site visits to be able to provide you with free resources. Please respect the copyright agreement on this resource, so that I can continue to

You may not share this resource, sell this resource, copy this resource for distribution other than classroom use.

All rights for this product remain with Life Over C's

Copyright© Life Over C's 2015

I am striving for all A+ ratings. If there is a problem with this product that makes it less than A+ please let me know and I will do my best to remedy that.

Ladybugs

Adding to 10

This ladybug adding to 10 activity is a great hands-on tool for practice addition facts.

To prepare:

Print pages 3-7 on card stock and/or laminate for durability.

Cut out the addition fact cards and ladybugs

Optional: You can use red pom poms or ladybug buttons in place of the printable ladybugs for a more multi-sensory experience.




To use:

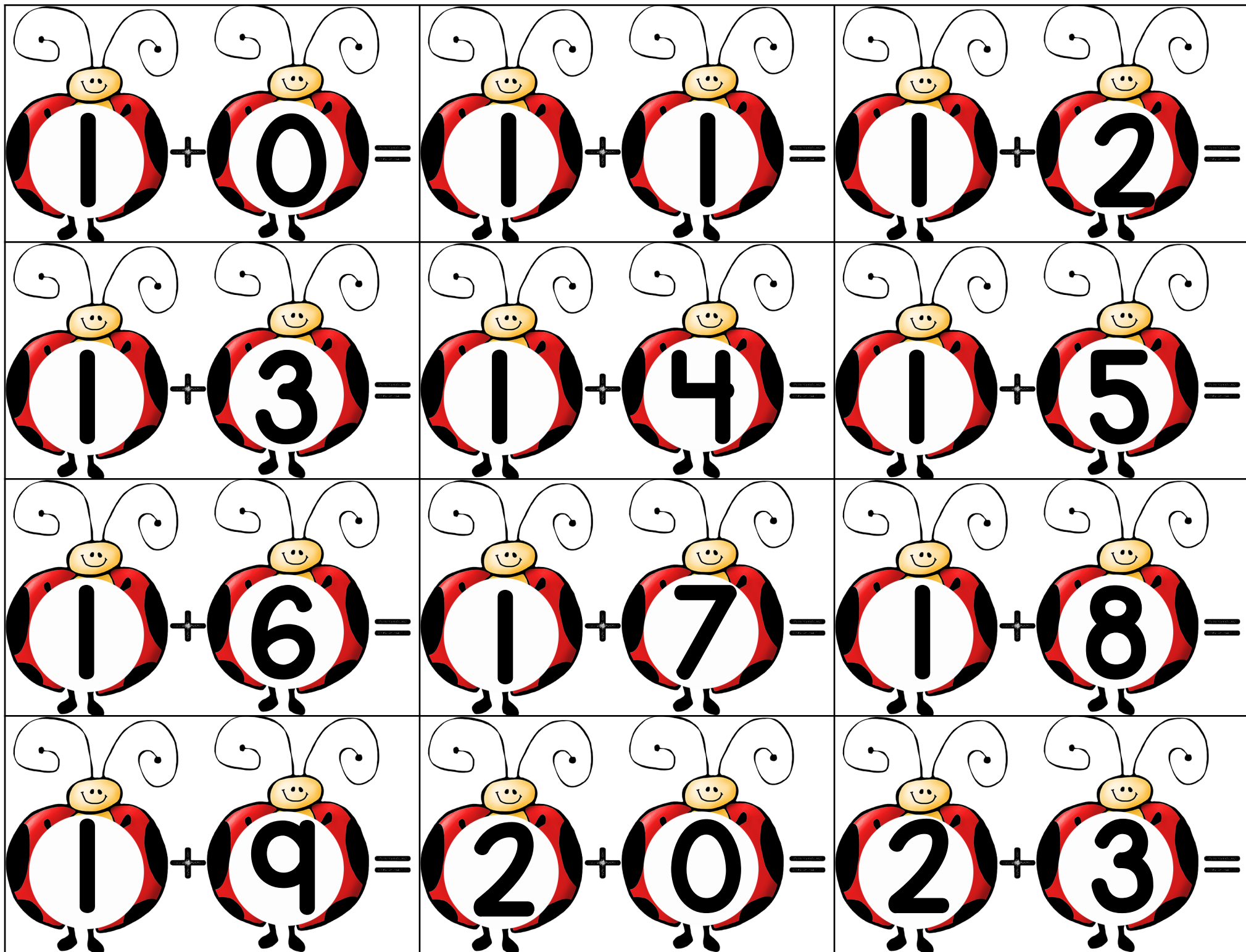
The student will select an addition fact card and place it on the rectangle with the addition fact representation at the top of the leaf page.

























Then, they will collect the amount of ladybugs shown on the card to represent the addition problem and place them on the leaf.

























Count up the total amount of ladybugs and find the matching numbered ladybug. Place it in the square in the sky to complete the addition problem.

Say the addition problem out loud to help commit it to memory.







 +  =	 +  =	 +  =
 +  =	 +  =	 +  =
 +  =	 +  =	 +  =
 +  =	 +  =	 +  =

 +  =  +  =  +  =
 +  =  +  =  +  =
 +  =  +  =  +  =
 +  =  +  =  +  =

$5 + 4 = 5 + 5 =$



Clip art & fonts created by one or more of the following:



[Prettiful Designs](#)
[graphics by Hugs Designs](#)
[MyClipartStore.com](#)
[LitaLita](#)
[Pinkadots Elementary](#)
[A Sketchy Guy](#)
[Sonya Dehart Design](#)
[Cara's Clips](#)
[The Candy Class](#)
[The 3am Teacher](#)
[Jess Cabral](#)
[Digital Classroom Clip Art](#)
[Fancy Dog Studio](#)



Graphics © First Grade Br



[Fonts For Peas](#)
[Fonts for Teachers](#)

